
PERFORMANCE MEASURES ONE CHILD SUPPORT WORLD

Latesha Moorer
Evaluation Supervisor
Colorado Division of CSS



What's the Big Deal?

- Financial Stability
- Incentives
- Unreliable data = Loss of incentives + Penalties to TANF block grant
- C-Stat



Colorado Performance Goals

Paternity establishment

Order establishment

Collection of current support and
arrears

Medical support

Cost effectiveness



Understand Percentages

Numerator (increase actions taken)

Denominator (decrease population)



GOAL 1:



**PATERNITY
ESTABLISHMENT
FOR ALL CHILDREN**

TWO INDICATORS

1. Statewide PEP

- Currently report to Federal OCSE
- Measures PEP on statewide level
- Based on statistics from Vital Records

2. IV-D PEP

- How we measure county performance
- Reported on the Monthly Monitoring Report



IV-D PEP

Active Children Born Out of
Wedlock (CBOWs) on open IV-D
cases with paternity established

Active CBOWs on open IV-D
cases at same time last year



ELDDABM1

MODIFY IVD CASE DETAIL - 2

05/27/2014

15:44:09

IVD CASE: 99 999999 45 0A CLA: N STA: X CAT: 1 PRI: CLO CUR: Y ENF: Y RCPL:

MARRIED: 0 / 0 / 0

PARENTS MARITAL STATUS: A

CITY:

COUNTY:

STATE:

CNTRY:

DIVORCE

COURT CASE: 000 0

DIV DT: 0 / 0 / 0

ATTY: CITY:

CNTRY:

PATERNITY

COURT CASE: 06 085 0

** PATERNITY ORDER NOT ON ACSES **

PAT DT: 9 / 6 / 1994

ATTY: CITY: SAN JOSE, CA CNTRY:

PAT ESTAB: B

PUTAT NCP SUF:

METHOD ESTB: S

RESULT:

SUPPORT (CURRENT/ARREARS ONLY)

COURT CASE: 08 000 1 2005DR 9999

VER TO CASE: V VERIFIED

ATTY: CITY: SAN JOSE, CA CNTRY:

MED SERVICES REQUESTED:

MED REF PARTIAL SERVICE REQUESTED:

CP RIGHT TO REQUEST NOTICE DT 00 / 00 / 0000

NCP RIGHT TO REQUEST NOTICE DT: 00 / 00 / 0000

CASE CLOSED: 06 / 14 / 2008

ACTIVE ORDER: 08 000 1 2005DR 00999


1-6} GO TO PAGE NUMBER SELECTED

N} <==== OPTION .}-CANCEL P}-PREV N}-NEXT

M} Q} ?} |

CASEDET2

Calculation of IV-D PEP



Calculating IV-D PEP

Year	CBOWs w/ Paternity Established	CBOWs
12/31/12	75	100
12/31/13	100	200
12/31/14	100	100



Calculation of IV-D PEP: 2012

CBOWs w/ paternity established

CBOWs (prior year)

75

???



Calculation of IV-D PEP: 2013

CBOWs w/ paternity established

CBOWs (prior year)

$$\frac{100}{100} = 100\%$$

100



Calculation of IV-D PEP: 2014

CBOWs w/ paternity established

CBOWs (prior year)



$\frac{100}{200}$

= 50%



IV-D PEP

To improve:

Increase # of CBOWs w/ paternity
established

or

Decrease # of CBOWs needing paternity
established



GOAL 2:



**ESTABLISH
SUPPORT
FOR ALL
CHILDREN**



INDICATOR

Percent of IV-D cases with support orders



Percent of Cases with Orders

Open IV-D cases with a support order
Open IV-D cases



Percent of Cases with Orders

To improve:

Increase # of cases with support
orders established

or

Decrease # of open cases



GOAL 3:



**ENSURE ALL
CHILDREN
RECEIVE
FINANCIAL
SUPPORT FROM
PARENTS**

INDICATOR FOR CURRENT SUPPORT COLLECTIONS

Percent of
current support paid



Percent of Current Support Paid

Total Dollars Collected
for Current Support

Total Dollars Owed
for Current Support



Percent of Current Support Paid

Allocations to current support (MSO) in
month due

+ allocations to NIVA Prepay in month
of receipt

Current support due (MSO postings)



Percent of Current Support Paid

- Includes payments allocated to
 - NIVA prepay
 - NIVD MSO
 - Prior period MSO (in same year)



\$\$s still reported if case closes during the year

Percent of Current Support Paid

Post MSO every month it is due

- Repost MSO on retroactive orders or when MSO changes
- Post MSO from time of application when order exists
- Repost MSO when it is not due... do not just adjust the ledger balance.




Percent of Current Support Paid

- **Tracked monthly**
 - Includes MSO postings/re-postings in same calendar year
 - Includes payment allocations/backouts to MSO bucket in same calendar year
- **Tracked Year-to-Date (YTD)**
 - Sums the individual months



Calculation of Percent of Current Support Paid



Calculating Percent of Current Support Paid

January

\$100 due

\$100 paid



Calculating Percent of Current Support Paid: January

MONTHLY & YTD

Current support paid

Current support due

$$\frac{\$100}{\$100} = 100\%$$



Calculating Percent of Current Support Paid

January

\$100 due

\$100 paid

February

Order modified
retroactive to
January
to \$200

\$200 paid



Calculating Percent of Current Support Paid: February

MONTHLY

Current support paid

Current support due

$$\frac{\$200}{\$200 + \$100} = 67\%$$



Calculating Percent of Current Support Paid: February

YTD

$$\text{Jan } \$100 + \text{Feb } \$200 = \$300$$

$$\text{Jan } \$100 + \text{Feb } \$300 = \$400$$

$$\frac{\$300}{\$400}$$

$$= 75\%$$



Percent of Current Support Paid

To improve:

Increase current support collections


or

Decrease current support due



INDICATOR FOR ARREARS COLLECTIONS

- Percent of IV-D cases with arrears with a payment on arrears
- No interstate indicators



Percent of Arrears Cases w/an Arrears Payment

Cases with at least one payment distributed to arrears each year (If there are arrears due the family, at least a portion of the payment must be disbursed to the family.)

Cases with an arrears balance at any time during the year



Percent of Arrears Cases w/an Arrears Payment

- Cumulative percentage: Increases during the year
- Monthly “target” goals established monitor progress toward year-end goal



Percent of Arrears Cases w/an Arrears Payment

Once an arrears case,
it remains an arrears case
...even if

the case closes
you zero out the arrears
you repost MSO to zero



GOAL 4:



**MEDICAL
SUPPORT**

OBJECTIVES

- Increase percentage of IV-D cases with orders for medical support
- Increase percentage of IV-D cases in which medical support is provided



ESTABLISHMENT INDICATOR

IV-D cases with support orders with medical support ordered*

IV-D cases*



* arrears-only cases excluded

ENFORCEMENT INDICATOR

IV-D cases with support orders with medical support provided*

IV-D cases*



* arrears-only cases excluded

GOAL 5:



**OPERATE THE
IV-D PROGRAM
EFFECTIVELY
AND
EFFICIENTLY**

CER

Cost Effectiveness Ratio

Total dollars collected
per \$1 of expenditure



Performance Reporting

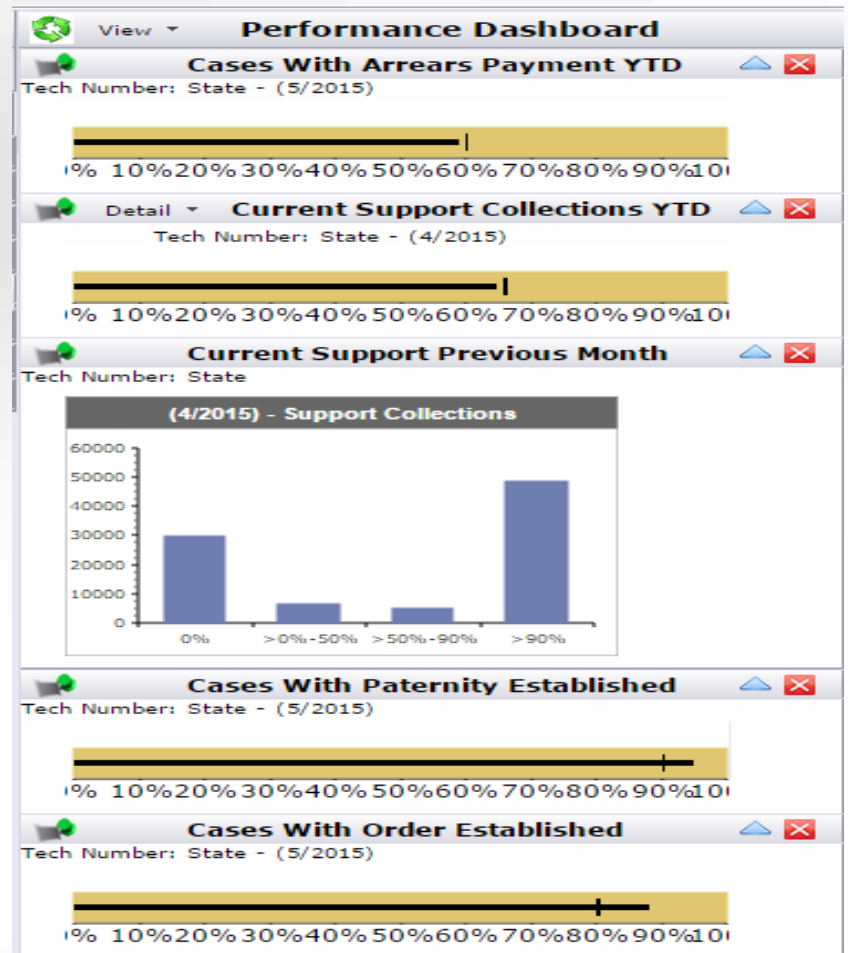
Monthly Monitoring Report (MMR)

- Provides current stats on the entire state
- Official report of county performance
- Measures each counties performance on goals
- Measures certain case management activities

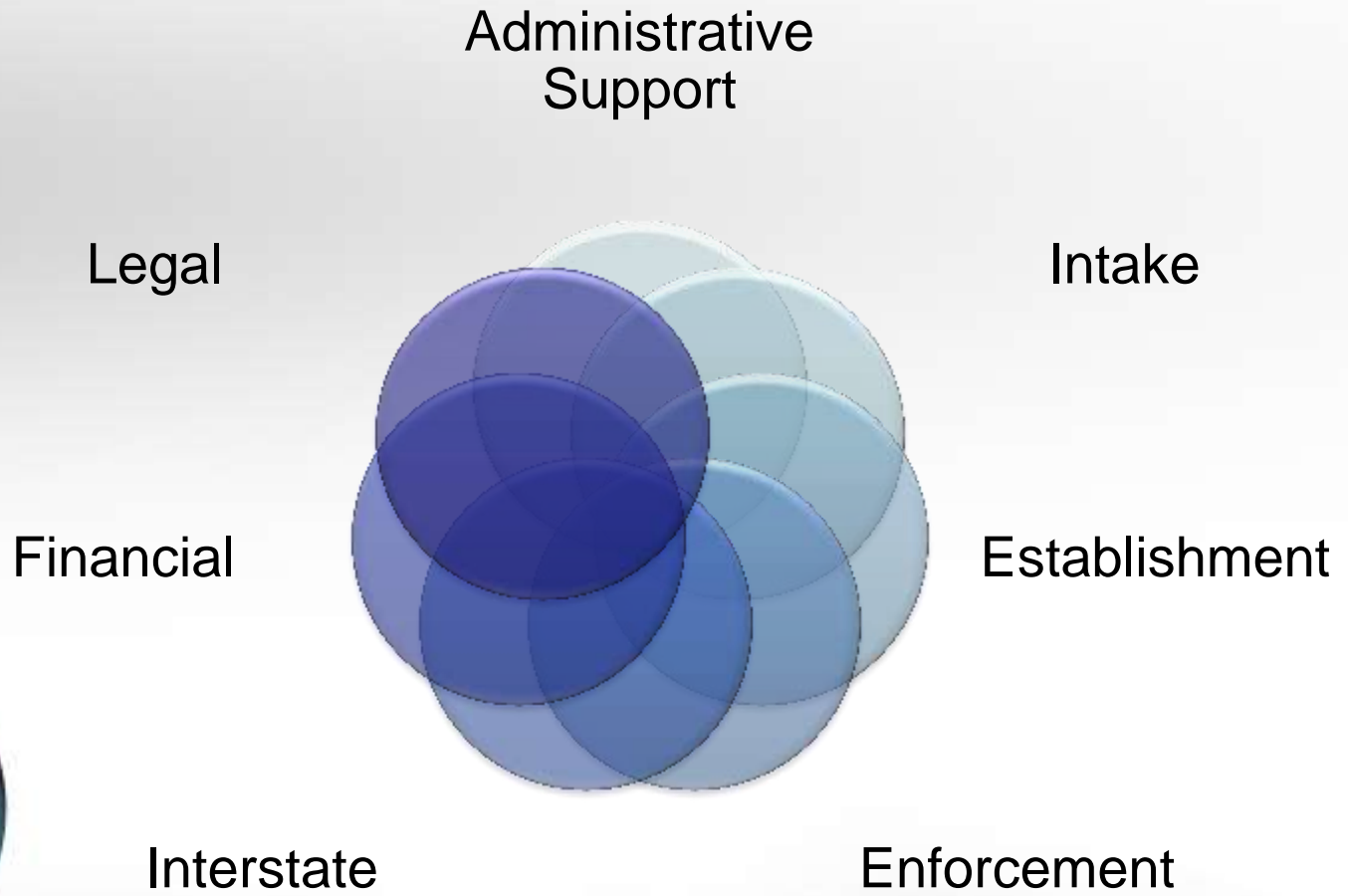


Performance Reporting

- Individual Performance Data
- Differs from the MMR
- Workable Content



One Child Support World



One Child Support World

- Order Establishment & Current Support
 - Unreasonable orders become uncollectable orders
 - Engaging the obligor early leads to greater likelihood of payment
- Current Support & Arrears
 - Arrears are not collected until current support is satisfied
 - If the obligor can't pay the current support, there will be no arrears payment
 - Right-sized orders lead to consistent current and arrears payments
- Bookkeeping & Enforcement
 - Timely ledger maintenance & payment processing leads to appropriate enforcement




One Child Support World

**Every Colorado CSS worker
impacts the performance
of the Colorado CSS program**



QUESTIONS?



Latesha Moorer

303-866-4420

Latesha.Moorer@state.co.us

